




Certified Fresher in Data Analyst

EXPERIENCED 0-3 YEARS SAMPLE RESUME

CAREER OBJECTIVE

As a motivated and detail-oriented professional, I aim to apply my analytical and data visualization skills in a challenging Power BI or Data Analytics role. I have a strong foundation in data analysis, statistical modeling, and proficiency in Power BI. I am eager to contribute to dynamic teams, drive data-driven decision-making processes, and enhance organizational efficiency. I am committed to staying updated on emerging trends in data analytics, continuously improving my skills, and delivering valuable insights for informed decision-making. I am seeking an opportunity to apply my knowledge, collaborate with cross-functional teams, and contribute to the success of the organization while advancing my growth in the field of data analytics and business intelligence.




Contact

-  XXXXXXXXXXXXXXX
-  XXXXXXXXXXXXXXX
-  Chennai

Company Name : [REDACTED]
Designation : Trainee Intern
Domain : [REDACTED]
Client Name : [REDACTED]

Objective :
 [REDACTED] is the fourth largest chain of supermarkets in the United Kingdom. The products are sent to different locations Where each location is divided into different zones. The project includes zone-wise reports of sales and employee Product details The margins, and annual growth are to be compared over a period of time.

Education

- XXXX - XXXX **Madras University**
 B.A - [REDACTED]
- XXXX- XXXX **SriMathi Sundaravalli Memorial School**
 HSC - [REDACTED]
- XXXX - XXXX **SriMathi Sundaravalli Memorial School**
 SSLC - [REDACTED]

- Summary:**
- Hands on experience on **Power BI Desktop and BI Service Development** and worked on **Creating Reports & Dashboards.**
 - Worked on existing dashboards and done enhancements as per the Clients Requirement.
 - Importing and Verifying data from multiple data sources like Excel, Text/CSV, SQL server database and snowflake,etc.. into Power BI Desktop.
 - Experience in **Power query editor** to transform the raw data using various concepts like **Append queries, Merge queries, conditional column and split column.** Experienced in **DAX functions.**
 - Experienced in creation of different Visualizations like Line, Bar, Table, Pie, Matrix table, Area, Tree map, Waterfall, Funnel, Clustered & Stacked and many other Visualizations.
 - Working with customized charts and designed Interactive Visualizations like **Slicers** which is used as **filters** for data.
 - Experienced in creation of Hierarchies to Drill down data. Creating Conditional Formatting & Advanced Formatting of Tooltip filter tooltip labels.
 - Published and Shared Reports & Dashboards to Power BI Service. Knowledge in Power BI service to create workspace, collaborate and share reports across organization.
 - Good Knowledge in **row level security, alert and subscription.**

Expertise



Language

- >
- 1 English
 - 2 Tamil
 - 3 Telugu
 - 4 Hindi